

Hobby Horse Baby Blanket

Designed by Judy Lamb 2008




Materials: Worsted weight yarn (16 oz.) Of color desired, size 10 circular knitting needles.

Directions: Cast on 172 sts. Work Part A of Graph, Part D(twice), then part B(three times), then 4 sts of E, then part C.


Follow graph through row 72, then repeat rows 3-72 twice more. End by working rows 213-218 of graph.

Bind off in pattern.



Key for Graph:

B - k1 through the back loop

 - knit on rs, purl on ws

• - purl on rs, knit on ws

○ - Yo

X - No stitch

/ - K2 tog

\ - Slip 1, knit1, pss0

^ - Sl 1- k2 tog - pss0


∩ - K3 tog through back loop

∧ - K3 tog

⤴ - Sl 2 sts as if to k2 tog - k1 - p2sso

∇ - Increase 1

∨ - (K1-b, k1) in one stitch, then insert
lh needle point behind the vertical strand
that runs downward from between the 2 sts
just made, and k1-b into this strand to make
the 3rd stitch.

 - Cluster of 3(on wrong side of work) -
slip 3 sts to rh needle, place yarn at
back of work, sl 3 sts back to lh
needle, purl 3.

 - sl 1 st to dpn and hold in back, k1, then p1 from dpn

 - sl 1 st to dpn and hold in front, p1, then k1 from dpn.

 - Twist 2 sts to the right